

LINDLEY ACADEMY AT GENERAL DAVID B. BIRNEY CHARTER SCHOOL

FINANCIAL STATEMENTS, SUPPLEMENTARY SCHEDULES AND
UNIFORM GUIDANCE REQUIREMENTS
(WITH INDEPENDENT AUDITORS' REPORT THEREON)
JUNE 30, 2018





TABLE OF CONTENTS

<u>EXHIBIT</u>	<u>PAGE</u>
INDEPENDENT AUDITORS' REPORT	1 - 3
MANAGEMENT'S DISCUSSION AND ANALYSIS	4 - 7
BASIC FINANCIAL STATEMENTS	
Government - Wide Financial Statements:	
Statement of Net Position	8 - 9
Statement of Activities	10
Fund Financial Statements:	
Balance Sheet - Governmental Funds	11
Reconciliation of the Governmental Funds Balance Sheet to the Statement of Net Position	12
Statement of Revenues, Expenditures and Changes in Fund Balance - Governmental Funds	13
Reconciliation of the Statement of Revenues, Expenditures and Changes in Fund Balance of Governmental Funds to the Statement of Activities	14
Statement of Net Position - Proprietary Fund - Food Service Fund	15
Statement of Activities - Proprietary Fund - Food Service Fund	16
Statement of Cash Flows - Proprietary Fund - Food Service Fund	17
Statement of Fiduciary Net Position - Fiduciary Funds	18
Notes to Financial Statements	19 - 36

TABLE OF CONTENTS (continued)

<u>EXHIBIT</u>	<u>PAGE</u>
REQUIRED SUPPLEMENTARY INFORMATION	
Statement of Revenues, Expenditures and Changes in Fund Balance - Budget and Actual (Budgetary Basis) - (Unaudited) - General Fund	37
Schedule of the School's Proportionate Share of the Net Pension Liability - PSERS	38
Schedule of the School's Pension Contributions - PSERS	39
Schedule of the School's Proportionate Share of the Net Other Postemployment Benefits (OPEB) Liability - PSERS	40
Schedule of the School's Other Postemployment Benefits (OPEB) Contributions - PSERS	41
UNIFORM GUIDANCE REQUIREMENTS	
Schedule of Expenditures of Federal Awards	42
Notes to Schedule of Expenditures of Federal Awards	43
Independent Auditors' Report on Internal Control over Financial Reporting and on Compliance and Other Matters Based on an Audit of Financial Statements Performed in Accordance with <i>Government Auditing Standards</i>	44 - 45
Independent Auditors' Report on Compliance for Each Major Program and on Internal Control over Compliance Required by the Uniform Guidance	46 - 47
Schedule of Findings and Questioned Costs	48
Summary Schedule of Prior Audit Findings and Questioned Costs	49



INDEPENDENT AUDITORS' REPORT

To the Board of Trustees
Lindley Academy at General David B. Birney Charter School
Philadelphia, Pennsylvania

Report on the Financial Statements

We have audited the accompanying financial statements of the governmental activities, the business-type activities, each major fund, and the aggregate remaining fund information of Lindley Academy at General David B. Birney Charter School, as of and for the year ended June 30, 2018, and the related notes to the financial statements, which collectively comprise the School's basic financial statements as listed in the table of contents.

Management's Responsibility for the Financial Statements

Management is responsible for the preparation and fair presentation of these financial statements in accordance with accounting principles generally accepted in the United States of America; this includes the design, implementation, and maintenance of internal control relevant to the preparation and fair presentation of financial statements that are free from material misstatement, whether due to fraud or error.

Auditors' Responsibility

Our responsibility is to express opinions on these financial statements based on our audit. We conducted our audit in accordance with auditing standards generally accepted in the United States of America and the standards applicable to financial audits contained in *Government Auditing Standards*, issued by the Comptroller General of the United States. Those standards require that we plan and perform the audit to obtain reasonable assurance about whether the financial statements are free from material misstatement.

An audit involves performing procedures to obtain audit evidence about the amounts and disclosures in the financial statements. The procedures selected depend on the auditor's judgment, including the assessment of the risks of material misstatement of the financial statements, whether due to fraud or error. In making those risk assessments, the auditor considers internal control relevant to the entity's preparation and fair presentation of the financial statements in order to design audit procedures that are appropriate in the circumstances, but not for the purpose of expressing an opinion on the effectiveness of the entity's internal control. Accordingly, we express no such opinion. An audit also includes evaluating the appropriateness of accounting policies used and the reasonableness of significant accounting estimates made by management, as well as evaluating the overall presentation of the financial statements.

We believe that the audit evidence we have obtained is sufficient and appropriate to provide a basis for our audit opinions.

Opinions

In our opinion, the financial statements referred to above present fairly, in all material respects, the respective financial position of the governmental activities, the business-type activities, each major fund, and the aggregate remaining fund information of Lindley Academy at General David B. Birney Charter School, as of June 30, 2018, and the respective changes in financial position and, where applicable, cash flows thereof for the year then ended in accordance with accounting principles generally accepted in the United States of America.

Emphasis of Matter

Adoption of New Accounting Principles

As discussed in Note 1 to the financial statements, during the fiscal year ended June 30, 2018, the School adopted new accounting guidance, Governmental Standards Board (GASB) Statement No. 75, *Accounting and Financial Reporting for Postemployment Benefits other than Pensions – an amendment of GASB Statement No. 45 and GASB Statement No. 74*. Our opinion is not modified with respect to this matter.

Prior Period Restatement

Because of the implementation of GASB Statement No. 75, net position as of June 30, 2017 on the statement of activities has been restated, as discussed in Note 11 to the financial statements. Our opinion is not modified with respect to this matter.

Other Matters

Required Supplementary Information

Accounting principles generally accepted in the United States of America require that the management's discussion and analysis, budgetary comparison information, schedule of the School's proportionate share of the net pension liability - PSERS, schedule of the School's pension contributions - PSERS, schedule of the School's proportionate share of the net other postemployment benefits (OPEB) liability – PSERS, Schedule of the School's Other Postemployment Benefits (OPEB) Contributions – PSERS, as listed in the table of contents be presented to supplement the basic financial statements. Such information, although not a part of the basic financial statements, is required by the Governmental Accounting Standards Board, who considers it to be an essential part of financial reporting for placing the basic financial statements in an appropriate operational, economic, or historical context. We have applied certain limited procedures to the required supplementary information in accordance with auditing standards generally accepted in the United States of America, which consisted of inquiries of management about the methods of preparing the information and comparing the information for consistency with management's responses to our inquiries, the basic financial statements, and other knowledge we obtained during our audit of the basic financial statements. We do not express an opinion or provide any assurance on the information because the limited procedures do not provide us with sufficient evidence to express an opinion or provide any assurance.

Other Information

Our audit was conducted for the purpose of forming opinions on the financial statements that collectively comprise Lindley Academy at General David B. Birney Charter School's basic financial statements. The schedule of expenditures of federal awards is presented for purposes of additional analysis as required by Title 2 U.S. *Code of Federal Regulations* (CFR) Part 200, *Uniform Administrative Requirements, Cost Principles, and Audit Requirements for Federal Awards*, and is not a required part of the basic financial statements.

The schedule of expenditures of federal awards is the responsibility of management and was derived from and relates directly to the underlying accounting and other records used to prepare the basic financial statements. Such information has been subjected to the auditing procedures applied in the audit of the basic financial statements and certain additional procedures, including comparing and reconciling such information directly to the underlying accounting and other records used to prepare the basic financial statements or to the basic financial statements themselves, and other additional procedures in accordance with auditing standards generally accepted in the United States of America. In our opinion, the schedule of expenditures of federal awards is fairly stated in all material respects in relation to the basic financial statements as a whole.

Other Reporting Required by *Government Auditing Standards*

In accordance with *Government Auditing Standards*, we have also issued our report dated December 12, 2018, on our consideration of Lindley Academy at General David B. Birney Charter School's internal control over financial reporting and on our tests of its compliance with certain provisions of laws, regulations, contracts, and grant agreements and other matters. The purpose of that report is to describe the scope of our testing of internal control over financial reporting and compliance and the results of that testing, and not to provide an opinion on internal control over financial reporting or on compliance. That report is an integral part of an audit performed in accordance with *Government Auditing Standards* in considering Lindley Academy at General David B. Birney Charter School's internal control over financial reporting and compliance.

At. Clair CPAs, P.C.

Certified Public Accountants

Merchantville, New Jersey
December 12, 2018

MANAGEMENT'S DISCUSSION AND ANALYSIS

**LINDLEY ACADEMY AT GENERAL DAVID B. BIRNEY CHARTER SCHOOL
MANAGEMENT'S DISCUSSION AND ANALYSIS
JUNE 30, 2018**

The Board of Trustees of Lindley Academy at General David B. Birney Charter School (the School) offers readers of the School's financial statements this narrative overview and analysis of the financial activities of the School for the fiscal year ended June 30, 2018. We encourage readers to consider the information presented herein in conjunction with the School's financial statements.

FINANCIAL HIGHLIGHTS

- Total revenues for the fiscal year ended June 30, 2018 were \$10,613,027, representing an increase of \$1,993,629 from June 30, 2017.
- At June 30, 2018, the School reported an ending fund deficit of \$(9,917,400), representing a decrease of \$4,216,936 from June 30, 2017.
- The results of operations and the increase in net position of \$4,216,936, which is \$3,134,461 more than the \$1,082,475 increase in the prior year resulted mainly from the decrease in the net pension liability.
- The School's cash balance at June 30, 2018, was \$2,169,829, representing an increase of \$1,650,859 from June 30, 2017.

OVERVIEW OF THE FINANCIAL STATEMENTS

This discussion and analysis is intended to serve as an introduction to Lindley Academy At General David B. Birney Charter School's (the School) basic financial statements. The School's basic financial statements as presented comprise four (4) components: (1) management's discussion and analysis, (2) the basic financial statements, (3) the notes to the financial statements, and (4) the federal awards section.

Government-wide financial statements: The government-wide financial statements are designed to provide readers with a broad overview of the School's finances in a manner similar to a private-sector business.

The statement of net position presents information on all of the School's assets and liabilities, with the difference between the two reported as net position. Over time, increases or decreases in net position may serve as a useful indicator of whether the financial position of the School is improving or deteriorating.

The statement of activities presents information showing how the School's net position changed during the most recent fiscal year. All changes in net position are reported as soon as the underlying event giving rise to the change occurs, regardless of the timing of related cash flows. Thus, revenues and expenses are reported in this statement for some items that will only result in cash flows in future fiscal periods (e.g. expenditures accrued in one fiscal year but paid in subsequent years, and depreciation).

The government-wide financial statements report on the function of the School that is principally supported by subsidies from school districts whose constituents attend the School. The School's function is to provide an alternative educational opportunity.

Fund financial statements: A fund is a group of related accounts that are used to maintain control over resources that have been segregated for specific activities or purposes. The School, like governmental-type entities, utilizes fund accounting to ensure and demonstrate compliance with financial-related legal requirements. The School has three (3) fund types: the governmental general fund, the proprietary fund, and the fiduciary agency fund.

**LINDLEY ACADEMY AT GENERAL DAVID B. BIRNEY CHARTER SCHOOL
MANAGEMENT'S DISCUSSION AND ANALYSIS
JUNE 30, 2018**

OVERVIEW OF THE FINANCIAL STATEMENTS (continued)

Notes to the Financial Statements

The notes provide additional information that is essential to a full understanding of the data provided in the government-wide and fund financial statements.

Supplementary Information

The governmental fund budgetary comparison schedule is presented for purposes of additional analysis and is prepared using a basis other than accounting principles generally accepted in the United States of America (GAAP) for state reporting requirements.

Uniform Guidance Requirements

The schedule of expenditures of federal awards is presented for purposes of additional analysis as required by *Title 2 U.S. Code of Federal Regulations, Part 200, Uniform Administrative Requirements, Cost Principles, and Audit Requirements for Federal Awards (Uniform Guidance)*.

Government-Wide Financial Analysis

Management has adopted Governmental Accounting Standards Board (GASB) Statement 34, *Basis Financial Statements – and Management’s Discussion and Analysis – for State and Local Governments*, which requires a comparative analysis of current and prior year balances.

	June 30,	
	2018	2017
Current assets	\$ 2,734,468	1,148,837
Noncurrent assets	976,964	700,783
Total assets	<u>3,711,432</u>	<u>1,849,620</u>
Deferred outflows of resources	<u>1,084,455</u>	<u>1,768,283</u>
Total assets and deferred outflows of resources	<u>\$ 4,795,887</u>	<u>\$ 3,617,903</u>
Total liabilities	<u>\$ 7,997,287</u>	<u>\$ 12,560,239</u>
Deferred inflows of resources	<u>6,716,000</u>	<u>5,192,000</u>
Net position:		
Invested in capital assets, net of related debt	976,964	700,783
Unrestricted	<u>(10,894,364)</u>	<u>(14,835,119)</u>
Total net position (deficit)	<u>(9,917,400)</u>	<u>(14,134,336)</u>
Total liabilities, net position, and deferred inflows of resources	<u>\$ 4,795,887</u>	<u>\$ 3,617,903</u>

As noted earlier, net position may serve over time as a useful indicator of a government’s financial position. In the case of the School, liabilities and deferred inflows exceeded assets and deferred outflows by \$9,917,400 as of June 30, 2018.

**LINDLEY ACADEMY AT GENERAL DAVID B. BIRNEY CHARTER SCHOOL
MANAGEMENT'S DISCUSSION AND ANALYSIS
JUNE 30, 2018**

OVERVIEW OF THE FINANCIAL STATEMENTS (continued)

Government-Wide Financial Analysis (continued)

The School's revenues are predominately received from the School District of Philadelphia and based on student enrollment. For the year ended June 30, 2018, the School's revenues \$10,613,027 exceeded its expenditures \$6,396,091 by \$4,216,936.

	<u>2018</u>	<u>2017</u>
Revenues:		
Local educational agencies	\$ 8,891,991	\$ 7,333,494
State sources	66,271	62,209
Federal sources	788,856	659,239
Food service	599,638	478,658
Other revenue	<u>266,271</u>	<u>85,798</u>
 Total Revenues	 <u>10,613,027</u>	 <u>8,619,398</u>
Expenditures:		
Other instructional programs	2,927,373	3,859,029
Pupil personnel services	294,574	232,508
Instructional staff services	63,991	131,365
Administrative services	1,143,605	1,344,825
Pupil health	83,542	91,627
Business services	211,372	191,388
Operation and maintenance of plant services	720,747	785,477
Other support services	176,340	182,814
Student activities	33,237	46,266
Food services	516,565	422,757
Depreciation expense	<u>224,745</u>	<u>248,867</u>
 Total expenditures	 <u>6,396,091</u>	 <u>7,536,923</u>
 Change in net position	 4,216,936	 1,082,475
 Net position (deficit) - beginning, restated	 <u>(14,134,336)</u>	 <u>(15,216,811)</u>
 NET POSITION (DEFICIT) - ENDING	 <u>\$ (9,917,400)</u>	 <u>\$ (14,134,336)</u>

Governmental Fund

The focus of the School's governmental fund (the general fund) is to provide information on near-term inflows, outflows, and balances of spendable resources. Such information is useful in assessing the School's financial requirements. In particular, fund balance may serve as a useful measure of a government's net resources available for spending for program purposes at the end of the fiscal year. The School's governmental fund (the general fund) reported an ending fund balance of \$1,313,143 at June 30, 2018.

**LINDLEY ACADEMY AT GENERAL DAVID B. BIRNEY CHARTER SCHOOL
MANAGEMENT'S DISCUSSION AND ANALYSIS
JUNE 30, 2018**

GENERAL FUND BUDGETARY HIGHLIGHTS

Over the course of the year, the School revised the annual operating budget several times. These budget amendments consisted of changes made within budgetary line items for programs, supplies and equipment. There were no formal budget amendments made that were required to be submitted to the Commonwealth of Pennsylvania.

CAPITAL ASSETS AND DEBT ADMINISTRATION

Capital Assets

As of June 30, 2018, the School's investment in capital assets for its governmental activities totaled \$945,339 and for its business type activities totaled \$31,625 (net of accumulated depreciation and related debt). This investment in capital assets includes furniture, computers and software for the School along with leasehold improvements.

Long-Term Debt

As of June 30, 2018, the School had no outstanding long-term debt.

ECONOMIC FACTORS AND NEXT YEAR'S BUDGETS AND RATES

The School's major source of revenue is the School District of Philadelphia. The Subsidy rates increased 2.3% for regular education and 6.6% for special education in fiscal year 2017-2018. The School District is not forecasting subsidy rates for the future.

FUTURE EVENTS THAT WILL FINANCIALLY IMPACT THE SCHOOL

The School does not foresee any future events at this time that will financially impact the School.

CONTACTING THE SCHOOL'S FINANCIAL MANAGEMENT

The financial report is designed to provide interested parties a general overview of the School's finances. Questions regarding any of the information provided in this report should be addressed to: Chief Executive Officer, Lindley Academy at General David B. Birney Charter School, 900 Lindley Avenue, Philadelphia, Pennsylvania, 19141.

BASIC FINANCIAL STATEMENTS

**GOVERNMENT-WIDE
FINANCIAL STATEMENTS**

LINDLEY ACADEMY AT GENERAL DAVID B. BIRNEY CHARTER SCHOOL
STATEMENT OF NET POSITION
JUNE 30, 2018

	<u>Governmental Activities</u>	<u>Business-type Activities</u>	<u>Total</u>
ASSETS AND DEFERRED OUTFLOWS OF RESOURCES			
CURRENT ASSETS			
Cash and cash equivalents	\$ 2,169,829	\$ -	\$ 2,169,829
Federal subsidies receivable	230,123	89,154	319,277
State subsidies receivable	18,000	3,760	21,760
Other receivables	7,099	-	7,099
Due from other funds	124,519	-	124,519
Prepaid expenses	<u>91,984</u>	<u>-</u>	<u>91,984</u>
TOTAL CURRENT ASSETS	2,641,554	92,914	2,734,468
NON CURRENT ASSETS			
Capital assets, net	945,339	31,625	976,964
DEFERRED OUTFLOWS OF RESOURCES	<u>1,084,455</u>	<u>-</u>	<u>1,084,455</u>
TOTAL ASSETS AND DEFERRED OUTFLOWS OF RESOURCES	<u>\$ 4,671,348</u>	<u>\$ 124,539</u>	<u>\$ 4,795,887</u>

See accompanying notes.

LINDLEY ACADEMY AT GENERAL DAVID B. BIRNEY CHARTER SCHOOL
STATEMENT OF NET POSITION (continued)
JUNE 30, 2018

	<u>Governmental Activities</u>	<u>Business-type Activities</u>	<u>Total</u>
LIABILITIES AND DEFERRED INFLOWS OF RESOURCES			
CURRENT LIABILITIES			
Accounts payable and accrued expenses	\$ 610,156	\$ 64,357	\$ 674,513
Accrued salaries and benefits	716,064	-	716,064
Due to other funds	<u>2,191</u>	<u>124,519</u>	<u>126,710</u>
TOTAL CURRENT LIABILITIES	<u>1,328,411</u>	<u>188,876</u>	<u>1,517,287</u>
LONG-TERM LIABILITIES			
Net pension liability	6,223,000	-	6,223,000
Net OPEB liability	<u>257,000</u>	<u>-</u>	<u>257,000</u>
TOTAL LONG-TERM LIABILITIES	<u>6,480,000</u>	<u>-</u>	<u>6,480,000</u>
TOTAL LIABILITIES	<u>7,808,411</u>	<u>188,876</u>	<u>7,997,287</u>
DEFERRED INFLOWS OF RESOURCES	<u>6,716,000</u>	<u>-</u>	<u>6,716,000</u>
NET POSITION			
Invested in capital assets	945,339	31,625	976,964
Board designated for capital improvements	-	-	-
Board designated for programmatic improvements	-	-	-
Board designated for unforeseen contingencies	-	-	-
Unrestricted	<u>(10,798,402)</u>	<u>(95,962)</u>	<u>(10,894,364)</u>
TOTAL NET POSITION (DEFICIT)	<u>(9,853,063)</u>	<u>(64,337)</u>	<u>(9,917,400)</u>
TOTAL LIABILITIES, DEFERRED INFLOWS OF RESOURCES AND NET POSITION	<u>\$ 4,671,348</u>	<u>\$ 124,539</u>	<u>\$ 4,795,887</u>

See accompanying notes.

LINDLEY ACADEMY AT GENERAL DAVID B. BIRNEY CHARTER SCHOOL
STATEMENT OF ACTIVITIES
YEAR ENDED JUNE 30, 2018

	<u>Expenses</u>	<u>Charges for Services</u>	<u>Operating Grants and Contributions</u>	<u>Net (Expense) Revenues and Changes in Net Position</u>		
				<u>Governmental Activities</u>	<u>Business-type Activities</u>	<u>Total</u>
FUNCTIONS						
PRIMARY GOVERNMENT						
Governmental activities						
Other instructional programs	\$ 2,927,373	\$ -	\$ 845,127	\$ (2,082,246)	\$ -	\$ (2,082,246)
Pupil personnel services	294,574	-	-	(294,574)	-	(294,574)
Instructional staff services	63,991	-	-	(63,991)	-	(63,991)
Administrative services	1,143,605	-	-	(1,143,605)	-	(1,143,605)
Pupil health	83,542	-	10,000	(73,542)	-	(73,542)
Business services	211,372	-	-	(211,372)	-	(211,372)
Operation and maintenance						
of plant services	720,747	-	-	(720,747)	-	(720,747)
Other support services	93,896	-	-	(93,896)	-	(93,896)
Student activities	33,237	-	-	(33,237)	-	(33,237)
Community services	82,444	-	-	(82,444)	-	(82,444)
Depreciation expense	224,745	-	-	(224,745)	-	(224,745)
Total governmental activities	<u>\$ 5,879,526</u>	<u>\$ -</u>	<u>\$ 855,127</u>	<u>(5,024,399)</u>	<u>-</u>	<u>(5,024,399)</u>
Business-type activities						
Food Service						
Total business-type activities	<u>\$ 516,565</u>	<u>\$ 347</u>	<u>\$ 599,291</u>	<u>-</u>	<u>83,073</u>	<u>83,073</u>
General revenues						
Local educational agencies				8,891,991	-	8,891,991
Other revenue				<u>266,271</u>	<u>-</u>	<u>266,271</u>
Total general revenues				<u>9,158,262</u>	<u>-</u>	<u>9,158,262</u>
Changes in net position				4,133,863	83,073	4,216,936
Net deficit - beginning, restated				<u>(13,986,926)</u>	<u>(147,410)</u>	<u>(14,134,336)</u>
Net deficit, ending				<u>\$ (9,853,063)</u>	<u>\$ (64,337)</u>	<u>\$ (9,917,400)</u>

See accompanying notes.

FUND FINANCIAL STATEMENTS

**LINDLEY ACADEMY AT GENERAL DAVID B. BIRNEY CHARTER SCHOOL
BALANCE SHEET
GOVERNMENTAL FUNDS
JUNE 30, 2018**

ASSETS AND DEFERRED OUTFLOWS OF RESOURCES

ASSETS

Cash	\$ 2,169,829
Federal subsidies receivable	230,123
State subsidies receivable	18,000
Other receivables	7,099
Due from other funds	124,519
Prepaid expenses	<u>91,984</u>
TOTAL ASSETS	2,641,554

DEFERRED OUTFLOWS OF RESOURCES

-

TOTAL ASSETS AND DEFERRED OUTFLOWS OF RESOURCES

\$ 2,641,554

LIABILITIES, DEFERRED INFLOWS OF RESOURCES AND FUND BALANCE

CURRENT LIABILITES

Accounts payable and accrued expenses	\$ 610,156
Accrued salaries and benefits	716,064
Due to other funds	<u>2,191</u>

TOTAL LIABILITIES

1,328,411

DEFERRED INFLOWS OF RESOURCES

-

FUND BALANCE

Nonspendable	91,984
Restricted	-
Committed	-
Assigned	-
Unassigned	<u>1,221,159</u>

TOTAL FUND BALANCE

1,313,143

**TOTAL LIABILITIES, DEFERRED INFLOWS OF RESOURCES
AND FUND BALANCE**

\$ 2,641,554

See accompanying notes.

**LINDLEY ACADEMY AT GENERAL DAVID B. BIRNEY CHARTER SCHOOL
RECONCILIATION OF THE GOVERNMENTAL FUNDS BALANCE SHEET TO THE
STATEMENT OF NET POSITION
JUNE 30, 2018**

TOTAL FUND BALANCE (DEFICIT), GOVERNMENTAL FUNDS \$ 1,313,143

Total net position reported for governmental activities in the statement of net position is different because:

Long-term liabilities that pertain to governmental funds, including notes payable, capitalized lease obligations and accrued rent, are not due and payable in the current period and therefore are not reported as fund liabilities. All liabilities - both current and long-term are reported in the statement of net position. Balances at year end are:

Net pension liability	(6,223,000)
Net OPEB liability	(257,000)

Deferred outflows and inflows of resources related to pensions and other post employment benefits are applicable to future periods and, therefore, are not reported in the funds:

Deferred outflows of resources related to pensions and OPEB	1,084,455
Deferred inflows of resources related to pensions and OPEB	(6,716,000)

Capital assets used in governmental funds are not financial resources and, therefore, are not reported in the funds. Those assets consist of :

Furniture and equipment	295,205	
Leasehold improvements	694,473	
Computer equipment	309,230	
Software	49,103	
Construction in progress	343,446	
Less accumulated depreciation	<u>(746,118)</u>	
		<u>945,339</u>

**TOTAL NET POSITION (DEFICIT) OF GOVERNMENTAL ACTIVITIES IN THE
STATEMENT OF NET POSITION** **\$ (9,853,063)**

See accompanying notes.

**LINDLEY ACADEMY AT GENERAL DAVID B. BIRNEY CHARTER SCHOOL
STATEMENT OF REVENUES, EXPENDITURES AND CHANGES IN FUND BALANCE
GOVERNMENTAL FUNDS
YEAR ENDED JUNE 30, 2018**

REVENUES

Local educational agencies	\$ 8,891,991
Other local sources	266,271
State sources	66,271
Federal resources	<u>788,856</u>

TOTAL REVENUES 10,013,389

EXPENDITURES

Instructional	4,634,214
Support services	3,074,302
Non-instructional services	168,437
Capital outlays	<u>505,205</u>
TOTAL EXPENDITURES	<u>8,382,158</u>

NET CHANGE IN FUND BALANCE 1,631,231

FUND BALANCE (DEFICIT), BEGINNING (318,088)

FUND BALANCE, ENDING \$ 1,313,143

See accompanying notes.

**LINDLEY ACADEMY AT GENERAL DAVID B. BIRNEY CHARTER SCHOOL
RECONCILIATION OF THE STATEMENT OF REVENUES, EXPENDITURES
AND CHANGES IN FUND BALANCE OF GOVERNMENTAL FUNDS TO THE STATEMENT
OF ACTIVITIES
YEAR ENDED JUNE 30, 2018**

NET CHANGE IN FUND BALANCE - TOTAL GOVERNMENTAL FUNDS \$ 1,631,231

Amounts reported for governmental activities in the statement of activities are different because:

Governmental funds report district pension and other post employment benefit contributions as expenditures. However in the Statement of Activities, the cost of pension related benefits earned net of employee contributions is reported as pension expense.

School OPEB expense	28,000	
School pension contributions	482,172	
Costs of pension benefits earned, net of employee contributions	<u>1,712,000</u>	
		<u>2,222,172</u>

Governmental funds report capital outlays as expenditures. However, in the statement of activities, assets are capitalized and the cost is allocated over their estimated useful lives and reported as depreciation expense, as follows:

Capital outlays	505,205	
Depreciation expense	<u>(224,745)</u>	
		<u>280,460</u>

**CHANGES IN NET POSITION OF GOVERNMENTAL
ACTIVITIES - STATEMENT OF ACTIVITIES** **\$ 4,133,863**

See accompanying notes.

LINDLEY ACADEMY AT GENERAL DAVID B. BIRNEY CHARTER SCHOOL
STATEMENT OF NET POSITION
PROPRIETARY FUND - FOOD SERVICE FUND
JUNE 30, 2018

ASSETS AND DEFERRED OUTFLOWS OF RESOURCES

CURRENT ASSETS

Federal subsidies receivable	\$ 89,154
State subsidies receivable	<u>3,760</u>
TOTAL CURRENT ASSETS	<u>92,914</u>

CAPITAL ASSETS, NET

31,625

DEFERRED OUTFLOWS OF RESOURCES

-

TOTAL ASSETS AND DEFERRED OUTFLOWS OF RESOURCES

\$ 124,539

LIABILITIES, DEFERRED INFLOWS OF RESOURCES AND NET POSITION

CURRENT LIABILITIES

Accounts payable and accrued expenses	\$ 64,357
Due to other funds	<u>124,519</u>
TOTAL LIABILITIES	<u>188,876</u>

DEFERRED INFLOWS OF RESOURCES

-

NET POSITION

Invested in capital assets	31,625
Unrestricted	<u>(95,962)</u>
TOTAL NET POSITION (DEFICIT)	<u>(64,337)</u>

**TOTAL LIABILITIES, DEFERRED INFLOWS OF RESOURCES
AND NET POSITION (DEFICIT)**

\$ 124,539

See accompanying notes.

LINDLEY ACADEMY AT GENERAL DAVID B. BIRNEY CHARTER SCHOOL
STATEMENT OF ACTIVITIES
PROPRIETARY FUND - FOOD SERVICE FUND
YEAR ENDED JUNE 30, 2018

REVENUES	
Revenue from students	\$ 347
Revenue from federal sources	575,646
Revenue from state sources	<u>23,645</u>
TOTAL REVENUES	<u>599,638</u>
EXPENSES	
Depreciation	6,841
Equipment	45
Food service management	479,787
Office	1,600
Salaries and benefits	23,149
Supplies	<u>5,143</u>
TOTAL EXPENSES	<u>516,565</u>
NET INCOME BEFORE TRANSFERS	83,073
OPERATING TRANSFERS	<u>-</u>
CHANGE IN NET POSITION	83,073
NET POSITION (DEFICIT), BEGINNING	<u>(147,410)</u>
NET POSITION (DEFICIT), ENDING	<u>\$ (64,337)</u>

See accompanying notes.

LINDLEY ACADEMY AT GENERAL DAVID B. BIRNEY CHARTER SCHOOL
STATEMENT OF CASH FLOWS
PROPRIETARY FUND - FOOD SERVICE FUND
YEAR ENDED JUNE 30, 2018

CASH FLOWS FROM OPERATING ACTIVITIES

Receipts from students	\$ 347
Receipts from federal sources	559,718
Receipts from state sources	23,624
Payments to suppliers for goods and services	(486,598)
Payments to employees	<u>(23,149)</u>

NET CASH PROVIDED BY OPERATING ACTIVITIES 73,942

CASH FLOWS FROM INVESTING ACTIVITIES

Purchase of equipment	<u>(2,562)</u>
-----------------------	----------------

NET CASH USED BY INVESTING ACTIVITIES (2,562)

CASH FLOWS FROM NONCAPITAL FINANCING ACTIVITIES

Due to other funds	<u>(71,380)</u>
--------------------	-----------------

NET CASH USED BY NONCAPITAL FINANCING ACTIVITIES (71,380)

TOTAL CHANGE IN CASH -

CASH, BEGINNING -

CASH, ENDING \$ -

RECONCILIATION OF CHANGE IN NET POSITION FROM OPERATIONS TO
NET CASH PROVIDED BY OPERATING ACTIVITIES

Change in net position	<u>\$ 83,073</u>
Adjustment to reconcile change in net position to net cash provided by operating activities	
Depreciation	6,841
Changes in assets and liabilities	
Federal subsidies receivable	(6,898)
State subsidies receivable	(21)
Accounts payable	<u>(9,053)</u>
Total adjustments	<u>(9,131)</u>

NET CASH PROVIDED BY OPERATING ACTIVITIES \$ 73,942

See accompanying notes.

LINDLEY ACADEMY AT GENERAL DAVID B. BIRNEY CHARTER SCHOOL
STATEMENT OF FIDUCIARY NET POSITION
FIDUCIARY FUNDS
JUNE 30, 2018

	<u>Agency Funds</u>
ASSETS	
Cash and cash equivalents	\$ <u>2,191</u>
TOTAL ASSETS	\$ <u>2,191</u>
LIABILITIES	
Due to student groups	\$ <u>2,191</u>
TOTAL LIABILITIES	\$ <u>2,191</u>

See accompanying notes.

LINDLEY ACADEMY AT GENERAL DAVID B. BIRNEY CHARTER SCHOOL
NOTES TO FINANCIAL STATEMENTS
JUNE 30, 2018

NOTE 1 SUMMARY OF SIGNIFICANT ACCOUNTING POLICIES

Organization and Nature of Activities

Lindley Academy at General David B. Birney Charter School (the School) is organized as a nonprofit corporation in Pennsylvania to operate a charter school in accordance with Pennsylvania Act 22 of 1997 (the Act) whereby a charter is granted for a five-year period and may be renewed for additional five-year periods under expiration. The mission of the school is to provide a high quality public education to students in grades K-8. The School is located in Philadelphia, Pennsylvania, and began operations in July, 2011. The School has submitted all the required applications in order to renew the charter agreement however the application has not been approved by the City of Philadelphia at this time, and they are currently operating without a renewed charter.

The School has financial accountability and control over all activities related to the students' education. The School receives funding from local, state, and federal government sources and must comply with the requirements of these funding source entities. The reporting entity of the School is based upon criteria set forth by Governmental Accounting Standards Board (GASB) Statement 14, *The Financial Reporting Entity*. The financial reporting entity consists of the primary government, organizations for which the primary government is financially accountable and other organizations for which the nature and significance of their relationship with the primary government are such that exclusion would cause the reporting entity's financial statements to be misleading or incomplete.

The accompanying financial statements present the activities of the School. The School is not a component unit of another reporting entity.

Basis of Presentation

The financial statements of the School have been prepared in conformity with accounting principles generally accepted in the United States of America (GAAP) as applied to governmental units. The GASB is the accepted standard-setting body for establishing governmental accounting and financial reporting principles. The most significant of the School's accounting policies are described below.

Government-Wide and Fund Financial Statements

The government-wide financial statements (the statement of net position and the statement of activities) report on the School as a whole. The statement of activities demonstrates the degree to which the direct expenses of the School's function are offset by program revenues.

The fund financial statements (governmental fund balance sheet and governmental fund statement of revenues, expenditures and changes in fund balance) report on the School's general fund.

LINDLEY ACADEMY AT GENERAL DAVID B. BIRNEY CHARTER SCHOOL
NOTES TO FINANCIAL STATEMENTS
JUNE 30, 2018

NOTE 1 SUMMARY OF SIGNIFICANT ACCOUNTING POLICIES (continued)

Measurement Focus, Basis of Accounting and Financial Statement Presentation

Government-Wide Financial Statements

The statement of net position and the statement of activities are prepared using the economic resources measurement focus and the accrual basis of accounting. Revenues are recorded when earned and expenses are recorded when a liability is incurred, regardless of the timing of the related cash flows. Grants and similar items are recognized as soon as all eligibility requirements imposed by the provider have been met.

Fund Financial Statements

Governmental fund financial statements are reported using the current financial resources measurement focus and the modified accrual basis of accounting. Revenues are recognized as soon as they are measurable and available. Revenues are considered to be available when they are collectible within the current period or soon enough thereafter to pay liabilities of the current period. For this purpose, the School considers revenues to be available if they are collected within 60 days of the end of the current period. Expenditures generally are recorded when a liability is incurred, as under accrual accounting.

The School reports the following major governmental fund:

General Fund – The general fund is the operating fund of the School and accounts for all revenues and expenditures of the School.

The School reports the following proprietary fund:

Food Service Fund – Enterprise funds are required to be used to account for operations for which a fee is charged to external users for goods and services and the activity (a) is financed with debt that is solely secured by a pledge of the net revenues, (b) has third-party requirements that the cost of providing services, including capital costs, be recovered with fees and charges, or (c) establishes fees and charges based on a pricing policy designed to recover similar costs.

The following fund is a nonmajor fund of the School included in other governmental funds:

Student Activities Fund – Used to account for assets held by the School for student groups and are available to the students. The student activities fund is custodial in nature and does not have a measurement focus.

On occasion, the General Fund loans funds to the Food Service fund to support operations.

LINDLEY ACADEMY AT GENERAL DAVID B. BIRNEY CHARTER SCHOOL
NOTES TO FINANCIAL STATEMENTS
JUNE 30, 2018

NOTE 1 SUMMARY OF SIGNIFICANT ACCOUNTING POLICIES (continued)

Method of Accounting

The School applies the provision of GASB Statement No. 34 (Statement 34), *Basic Financial Statements – and Management’s Discussion and Analysis – for State and Local Governments*. Statement 34 established standards for external financial reporting for all state and local governmental entities, which includes a statement of net position and a statement of activities. It requires the classification of net position into three (3) components – invested in capital position, net of related debt; restricted; and unrestricted. These classifications are defined as follows:

- Invested in capital assets, net of related debt – This component of net position consists of capital assets, including restricted capital assets, net of accumulated depreciation and reduced by the outstanding balances of any bonds, mortgages, notes, or other borrowings that are attributable to the acquisition, construction, or improvement of those assets. If there are significant unspent related proceeds at year end, the portion of the debt attributable to the unspent proceeds is not included in the calculation of invested in capital position, net of related debt. Rather, that portion of the debt is included in the same net position component as the unspent proceeds.
- Restricted – This component of net position consists of constraints placed on the use of net position through external constraints imposed by creditors such as through debt covenants, grantors, contributions, or laws or regulations of other governments or constraints imposed by law through constitutional provisions or enabling legislation.
- Unrestricted net position – This component of net position consists of net position that does not meet the definition of “restricted” or “invested in capital assets, net of related debt.”

In accordance with the provisions of GASB Statement 65, certain items previously reported as assets and liabilities are now reported as deferred outflows of resources and deferred inflows of resources. Specifically, grant revenue previously reported as deferred revenue is now reported as a deferred inflow of resources.

Fund Balance Classification Policies and Procedures

The School follows the provisions of GASB Statement No. 54, *Fund Balances* (Statement 54). Statement 54 requires the classification of the School’s fund balance into five (5) components: non-spendable, restricted, committed, assigned, and unassigned. These classifications are defined as follows:

- Non-spendable – This category is for amounts that cannot be spent because they are either (1) not in spendable form or (2) legally or contractually required to remain intact.
- Restricted – This category is the part of the fund balance that is restricted to be spent for a specific purpose. The constraints on these amounts must be externally imposed by creditors, grantors, contributors, or laws or regulations of other governments, or by enabling legislation.
- Committed – This category is the portion of the fund balance that can only be used for specific purposes as a result of action (resolution) by the School’s highest level of authority, the Board of Trustees.
- Assigned – this category reflects funds that the School intends to use for a specific purpose but are not considered restricted or committed.
- Unassigned – This category represents the part of the spendable fund balance that has not been categorized as non-spendable, restricted, committed, or assigned.

LINDLEY ACADEMY AT GENERAL DAVID B. BIRNEY CHARTER SCHOOL
NOTES TO FINANCIAL STATEMENTS
JUNE 30, 2018

NOTE 1 SUMMARY OF SIGNIFICANT ACCOUNTING POLICIES (continued)

Budgets and Budgetary Accounting

The School adopts an annual budget on a basis consistent with GAAP for the general fund. The School is required to present the adopted and final budgeted revenues and expenditures for the general fund that were filed and accepted by the Labor, Education, and Community Services Comptroller's Office. The general fund budget is presented in the Statement of Revenues, Expenditures and Changes in Fund Balance - Budget and Actual (Budgetary Basis) – (Unaudited) - General Fund.

Use of Estimates

The preparation of financial statements in conformity with accounting principles generally accepted in the United States of America requires management to make estimates and assumptions that affect certain reported amounts of assets, deferred outflows of resources, liabilities, and deferred inflows of resources, disclosure of contingent assets and liabilities and reported revenues and expenses. Accordingly, actual results could differ from estimates.

Cash

The School's cash consists of cash on hand and demand deposits.

Prepaid Expenses

Prepaid expenses include payments to vendors for services applicable to future accounting periods such as insurance premiums.

Receivables

Receivables primarily consist of amounts due from the Pennsylvania Department of Education for federal and state grants and subsidies. Receivables are stated at the amount management expects to collect. As of June 30, 2018, based on historical experience, no allowance has been established.

Capital Assets

Capital assets, which will include leasehold improvements and furniture and equipment, will be reported in the government-wide financial statements. All capital assets will be capitalized at cost and updated for additions and retirements during the year. The School does not possess any infrastructure. Improvements are capitalized; the cost of normal maintenance and repairs that do not add to the value of the asset or materially extend an asset's life are expensed. The School's capital assets will be depreciated using the straight-line method over the estimated useful lives of the assets, which range from three to seven years.

Pensions

For purposes of measuring the net pension liability, deferred outflows of resources and deferred inflows of resources related to pensions, and pension expense, information about the fiduciary net position of the Public School Employees' Retirement System (PSERS) and additions to/deductions from PSERS's fiduciary net position have been determined on the same basis as they are reported by PSERS. For this purpose, benefit payments (including refunds of employee contributions) are recognized when due and payable in accordance with the benefit terms. Investments are reported at fair value.

LINDLEY ACADEMY AT GENERAL DAVID B. BIRNEY CHARTER SCHOOL
NOTES TO FINANCIAL STATEMENTS
JUNE 30, 2018

NOTE 1 SUMMARY OF SIGNIFICANT ACCOUNTING POLICIES (continued)

Other Postemployment Benefits

For purposes of measuring the net OPEB liability, deferred outflows of resources and deferred inflows of resources related to OPEB, and OPEB expense, information about the fiduciary net position of the Public School Employees' Retirement System (PSERS) and additions to/deductions from PSERS's fiduciary net position have been determined on the same basis as they are reported by PSERS. For this purpose, benefit payments are recognized when due and payable in accordance with the benefit terms. Investments are reported at fair value.

Advertising Costs

All costs associated with advertising and promotion is expensed in the year incurred.

Income Tax Status

The School is exempt from federal income taxes under Section 501(c) (3) of the Internal Revenue Code.

Uncertain Tax Positions

The School accounts for uncertainty in income taxes in which tax positions initially need to be recognized in the financial statements when it is more likely than not that the positions will be sustained upon examination by taxing authorities. As of June 30, 2018, the School had no uncertain tax positions that qualified for either recognition or disclosure in the financial statements. Additionally, there was no interest and penalties related to income taxes.

The School files Federal Form 990 (Return of Organization Exempt from Income Tax). With few exceptions they are no longer subject to U.S. federal and state tax examinations by taxing authorities for years before fiscal year ended June 30, 2015.

NOTE 2 CASH

Custodial credit risk is the risk that in the event of a bank failure, the School's deposits may not be returned to the School. The School monitors custodial credit risk by periodically reviewing the Federal Deposit Insurance Corporation's (FDIC) limits and published credit ratings of its depository bank(s). Accounts are insured by the FDIC up to \$250,000. Under Pennsylvania Act 72, financial institutions pledge collateral on a pooled basis to secure public deposits in excess of FDIC insurance limits. The School has not elected for its accounts to be covered under this act.

LINDLEY ACADEMY AT GENERAL DAVID B. BIRNEY CHARTER SCHOOL
NOTES TO FINANCIAL STATEMENTS
JUNE 30, 2018

NOTE 2 CASH (continued)

As of June 30, 2018 the total cash balance per the financial statements is \$2,169,829, which is net of outstanding checks for Governmental Activities.

	<u>Governmental Activities</u>	<u>Business-Type Activity</u>
Uncollateralized	\$ -	\$ -
Collateralized by securities held by the pledging financial institution	-	-
Collateralized by securities held by the pledging financial institution's trust department or agent but not in the depositor School's name	<u>1,942,448</u>	<u>-</u>
Total	<u>\$ 1,942,448</u>	<u>\$ -</u>

NOTE 3 RECEIVABLES

Receivables as of June 30, 2018, consisted of subsidies from federal, state, local, and other sources. All receivables are considered collectible due to the stable condition of the federal, state, and local programs. Other sources consist mainly of funds due from the School District of Philadelphia.

A summary of receivables is as follows:

	<u>Governmental Activities</u>	<u>Business-Type Activity</u>
Federal	\$ 230,123	\$ 89,154
State	18,000	3,760
Other sources	<u>7,099</u>	<u>-</u>
	<u>\$ 255,222</u>	<u>\$ 92,914</u>

NOTE 4 LOCAL EDUCATIONAL AGENCY ASSISTANCE (REVENUE)

The School receives funding from the School District of Philadelphia on a monthly basis based on enrollment. The rate of funding per student is determined on an annual basis.

Charter schools are funded by the local public school district. For non-special education students, a charter school receives for each student enrolled no less than the budgeted total expenditure per average daily membership of the prior school year as defined by the Act. For the year ended June 30, 2018, the rate for the majority of the students was \$8,523 per year per student, plus additional funding for special education students and transportation. The annual rate is paid monthly and is prorated if a student enters or leaves during the year. Total revenue from student enrollment was \$8,891,991 for the year ended June 30, 2018.

LINDLEY ACADEMY AT GENERAL DAVID B. BIRNEY CHARTER SCHOOL
NOTES TO FINANCIAL STATEMENTS
JUNE 30, 2018

NOTE 5 CAPITAL ASSETS

Capital asset activity for the year ended June 30, 2018, was as follows:

	Balance July 1, 2017	Additions	Disposals	Balance June 30, 2018
Governmental activities:				
Leasehold improvements	\$ 711,532	\$ 115,913	\$ (132,972)	\$ 694,473
Furniture and equipment	295,205	-	-	295,205
Computer equipment	629,242	45,846	(365,859)	309,229
Software	49,103	-	-	49,103
Construction in progress	-	343,446	-	343,446
Less: accumulated depreciation	<u>(1,020,203)</u>	<u>(224,745)</u>	<u>498,831</u>	<u>(746,117)</u>
Governmental capital assets, net	<u>\$ 664,879</u>	<u>\$ 280,460</u>	<u>\$ -</u>	<u>\$ 945,339</u>
	Balance July 1, 2017	Additions	Disposals	Balance June 30, 2018
Business-type activities:				
Computer equipment	\$ 1,405	\$ -	\$ -	\$ 1,405
Furniture and fixtures	43,998	2,562	-	46,560
Less: accumulated depreciation	<u>(9,499)</u>	<u>(6,841)</u>	<u>-</u>	<u>(16,340)</u>
Business-type activities capital assets, net	<u>\$ 35,904</u>	<u>\$ (4,279)</u>	<u>\$ -</u>	<u>\$ 31,625</u>

As of June 30, 2018, depreciation expense was \$224,745 and \$6,841 for Governmental Activities and Business-Type Activities, respectively.

LINDLEY ACADEMY AT GENERAL DAVID B. BIRNEY CHARTER SCHOOL
NOTES TO FINANCIAL STATEMENTS
JUNE 30, 2018

NOTE 6 RETIREMENT PLAN

The School contributes to the Public School Employees' Retirement System (PSERS).

General Information about the Pension Plan

Plan Description

PSERS is a governmental cost-sharing multiple-employer defined benefit pension plan that provides retirement benefits to public school employees of the Commonwealth of Pennsylvania. The members eligible to participate in the System include all full-time public school employees, part-time hourly public school employees who render at least 500 hours of service in the school year, and part-time per diem public school employees who render at least 80 days of service in the school year in any of the reporting entities in Pennsylvania. PSERS issues a publicly available financial report that can be obtained at www.psers.pa.gov.

Benefits Provided

PSERS provides retirement, disability, and death benefits. Members are eligible for monthly retirement benefits upon reaching (a) age 62 with at least 1 year of credited service; (b) age 60 with 30 or more years of credited service; or (c) 35 or more years of service regardless of age. Act 120 of 2010 (Act 120) preserves the benefits of existing members and introduced benefit reductions for individuals who become new members on or after July 1, 2011. Act 120 created two new membership classes, Membership Class T-E (Class T-E) and Membership Class T-F (Class T-F). To qualify for normal retirement, Class T-E and Class T-F members must work until age 65 with a minimum of 3 years of service or attain a total combination of age and service that is equal to or greater than 92 with a minimum of 35 years of service. Benefits are generally equal to 2% or 2.5%, depending upon membership class, of the member's final average salary (as defined in the Code) multiplied by the number of years of credited service. For members whose membership started prior to July 1, 2011, after completion of five years of service, a member's right to the defined benefits is vested and early retirement benefits may be elected. For Class T-E and Class T-F members, the right to benefits is vested after ten years of service.

Participants are eligible for disability retirement benefits after completion of five years of credited service. Such benefits are generally equal to 2% or 2.5%, depending upon membership class, of the member's final average salary (as defined in the Code) multiplied by the number of years of credited service, but not less than one-third of such salary nor greater than the benefit the member would have had at normal retirement age. Members over normal retirement age may apply for disability benefits.

Death benefits are payable upon the death of an active member who has reached age 62 with at least one year of credited service (age 65 with at least three years of credited service for Class T-E and Class T-F members) or who has at least five years of credited service (ten years for Class T-E and Class T-F members). Such benefits are actuarially equivalent to the benefit that would have been effective if the member had retired on the day before death.

LINDLEY ACADEMY AT GENERAL DAVID B. BIRNEY CHARTER SCHOOL
NOTES TO FINANCIAL STATEMENTS
JUNE 30, 2018

NOTE 6 RETIREMENT PLAN (continued)

Contributions

Member Contributions:

Active members who joined the System prior to July 22, 1983, contribute at 5.25% (Membership Class T-C) or at 6.50% (Membership Class T-D) of the member's qualifying compensation.

Members who joined the System on or after July 22, 1983, and who were active or inactive as of July 1, 2001, contribute at 6.25% (Membership Class T-C) or at 7.50% (Membership Class T-D) of the member's qualifying compensation.

Members who joined the System after June 30, 2001 and before July 1, 2011, contribute at 7.50% (automatic Membership Class T-D). For all new hires and for members who elected Class T-D membership, the higher contribution rates began with service rendered on or after January 1, 2002.

Members who joined the System after June 30, 2011, automatically contribute at the Membership Class T-E rate of 7.5% (base rate) of the member's qualifying compensation. All new hires after June 30, 2011, who elect Class T-F membership, contribute at 10.3% (base rate) of the member's qualifying compensation. Membership Class T-E and Class T-F are affected by a "shared risk" provision in Act 120 of 2010 that in future fiscal years could cause the Membership Class T-E contribution rate to fluctuate between 7.5% and 9.5% and Membership Class T-F contribution rate to fluctuate between 10.3% and 12.3%.

Employer Contributions:

The School's contractually required contribution rate for the fiscal year ended June 30, 2017 was 29.20% of covered payroll, actuarially determined as an amount that, when combined with employee contributions, is expected to finance the costs of benefits earned by employees during the year, with an additional amount to finance any unfunded accrued liability. Contributions to the pension plan from the School were \$448,004 for the year ended June 30, 2017.

Pension Liabilities, Pension Expense, and Deferred Outflows of Resources and Deferred Inflows of Resources Related to Pensions

At June 30, 2018, the School reported a liability of \$6,223,000 for its proportionate share of the net pension liability. The net pension liability was measured as of June 30, 2017, and the total pension liability used to calculate the net pension liability was determined by rolling forward the System's total pension liability as of June 30, 2016 to June 30, 2017. The School's proportion of the net pension liability was calculated utilizing the employer's one-year reported covered payroll as it related to the total one-year reported covered payroll. At June 30, 2018, the District's proportion was .0126 percent, which was a decrease of .0085 percent from its proportion measured as of June 30, 2017.

LINDLEY ACADEMY AT GENERAL DAVID B. BIRNEY CHARTER SCHOOL
NOTES TO FINANCIAL STATEMENTS
JUNE 30, 2018

NOTE 6 RETIREMENT PLAN (continued)

For the year ended June 30, 2018, the School recognized pension expense of \$(1,712,000). At June 30, 2018, the School reported deferred outflows of resources and deferred inflows of resources related to pensions from the following sources:

	<u>Deferred Outflows of Resources</u>	<u>Deferred Inflows of Resources</u>
Differences between expected and actual experience	\$ 65,000	\$ 38,000
Net difference between projected and actual investment earnings	144,000	-
Changes in assumptions	169,000	-
Changes in proportion	204,000	6,509,000
Difference between employer contributions and proportionate share of total contributions	20,283	-
Contributions subsequent to the measurement date	<u>469,885</u>	<u>-</u>
	<u>\$ 1,072,168</u>	<u>\$ 6,547,000</u>

\$469,885 reported as deferred outflows of resources related to pensions resulting from District contributions subsequent to the measurement date will be recognized as reduction of the net pension liability in the year ended June 30, 2018. Other amounts reported as deferred outflows of resources and deferred inflows of resources related to pensions will be recognized in pension expense as follows:

<u>Years ending June 30,</u>	
2018	\$ (2,274,000)
2019	(1,435,000)
2020	(1,463,000)
2021	(793,000)
Thereafter	<u>-</u>
	<u>\$ (5,965,000)</u>

LINDLEY ACADEMY AT GENERAL DAVID B. BIRNEY CHARTER SCHOOL
NOTES TO FINANCIAL STATEMENTS
JUNE 30, 2018

NOTE 6 RETIREMENT PLAN (continued)

Actuarial Assumptions

The total pension liability as of June 30, 2017 was determined by rolling forward the System's total pension liability at June 30, 2016 to June 30, 2017 using the following actuarial assumptions, applied to all periods included in the measurement:

- Actuarial cost method – Entry Age Normal – Level % of pay.
- Investment return – 7.25%, includes inflation of 2.75%.
- Salary growth effective average of 5.00%, comprised of inflation of 2.75% and 2.25% for real wage growth and for merit or seniority increases.
- Mortality rates were based on the RP-2014 Mortality Tables for Males and Females, adjusted to reflect PSERS' experience and projected using a modified version of the MP-2015 Mortality Improvement Scale.

The long-term expected rate of return on pension plan investments was determined using a building-block method in which best-estimate ranges of expected future real rates of return (expected returns, net of pension plan investment expense and inflation) are developed for each major asset class. These ranges are combined to produce the long-term expected rate of return by weighing the expected future real rates of return by the target asset allocation percentage and by adding expected inflation.

The pension plan's policy in regard to the allocation of invested plan assets is established and may be amended by the Board. Plan assets are managed with a long-term objective of achieving and maintaining a fully funded status for the benefits provided through the pension.

Asset Class	Target Allocation	Long-Term Expected Real Rate of Return
Global public equity	20.0%	5.1%
Fixed income	36.0%	2.6%
Commodities	8.0%	3.0%
Absolute return	10.0%	3.4%
Risk parity	10.0%	3.8%
Infrastructure/MLPs	8.0%	4.8%
Real estate	10.0%	3.6%
Alternative investments	15.0%	6.2%
Cash	3.0%	0.6%
Financing (LIBOR)	<u>-20.0%</u>	1.1%
	<u>100%</u>	

The table above was the Board's adopted asset allocation policy and best estimates of geometric real rates of return for each major asset class as of June 30, 2017.

**LINDLEY ACADEMY AT GENERAL DAVID B. BIRNEY CHARTER SCHOOL
 NOTES TO FINANCIAL STATEMENTS
 JUNE 30, 2018**

NOTE 6 RETIREMENT PLAN (continued)

Discount Rate

The discount rate used to measure the total pension liability was 7.25%. The projection of cash flows used to determine the discount rate assumed that contributions from plan members will be made at the current contribution rate and that contributions from employers will be made at contractually required rates, actuarially determined. Based on those assumptions, the pension plan's fiduciary net position was projected to be available to make all projected future benefit payments of current plan members. Therefore, the long-term expected rate of return on pension plan investments was applied to all periods of projected benefit payments to determine the total pension liability.

Sensitivity of the District's Proportionate Share of the Net Pension Liability to Changes in the Discount Rate

The following presents the net pension liability, calculated using the discount rate of 7.25%, as well as what the net pension liability would be if it were calculated using a discount rate that is 1 percentage point lower (6.25%) or 1 percentage point higher (8.25%) than the current rate:

	1% Decrease 6.25%	Current Discount Rate 7.25%	1% Increase 8.25%
District's proportionate share of the net pension liability	\$ 7,660,000	\$ 6,223,000	\$ 5,010,000

Pension Plan Fiduciary Net Position

Detailed information about PSERS' fiduciary net position is available in PSERS Comprehensive Annual Financial Report which can be found on the System's website at www.psers.pa.gov.

Alternative Retirement Plan

During the fiscal year ended June 30, 2015 the School established an employer-sponsored deferred compensation defined contribution plan (the Plan). This retirement plan provides for salary deferrals pursuant to section 403(b) of the Internal Revenue Code. The Plan covers all full-time employees who are not participating in the PSERS Retirement Plan. Employees of the School contribute 5% of their salary and the School also contributes 5% to the Plan on the employee's behalf. Retirement Plan contributions by the School for the year ended June 30, 2018 were \$99,505.

NOTE 7 OPEB Liability

General Information about the Health Insurance Premium Assistance Program

Health Insurance Premium Assistance Program

The System provides Premium Assistance which is a governmental cost sharing, multiple-employer, other postemployment benefit plan (OPEB) for all eligible retirees who qualify and elect to participate. Employer contribution rates for Premium Assistance are established to provide reserves in the Health Insurance Account that are sufficient for the payment of Premium Assistance benefits for each succeeding year. Effective January 1, 2002 under the provisions of Act 9 of 2001, participating eligible retirees are entitled to receive premium assistance payments equal to the lesser of \$100 per month or their out-of-pocket monthly health insurance premium. To receive premium assistance, eligible retirees must obtain their health insurance through either their school employer or the PSERS' Health Options Program. As of June 30, 2017, there were no assumed future benefit increases to participating eligible retirees.

LINDLEY ACADEMY AT GENERAL DAVID B. BIRNEY CHARTER SCHOOL
NOTES TO FINANCIAL STATEMENTS
JUNE 30, 2018

NOTE 7 OPEB Liability (continued)

General Information about the Health Insurance Premium Assistance Program (continued)

Premium Assistance Eligibility Criteria

Retirees of the System can participate in the Premium Assistance program if they satisfy the following criteria:

- Have 24 ½ or more years of service, or
- Are disability retiree, or
- Have 15 or more year of service and retired after reaching superannuation age, and
- Participate in the HOP or employer-sponsored health insurance program.

Pension Plan description

PSERS is a governmental cost-sharing multiple-employer defined benefit pension plan that provides retirement benefits to public school employees of the Commonwealth of Pennsylvania. The members eligible to participate in the System include all full-time public school employees, part-time hourly public school employees who render at least 500 hours of service in the school year, and part-time per diem public school employees who render at least 80 days of service in the school year in any of the reporting entities in Pennsylvania. PSERS issues a publicly available financial report that can be obtained at www.psers.pa.gov.

Benefits provided

Participating eligible retirees are entitled to receive premium assistance payments equal to the lesser of \$100 per month or their out-of-pocket monthly health insurance premium. To receive premium assistance, eligible retirees must obtain their health insurance through either their school employer or the PSERS' Health Options Program. As of June 30, 2017 there were no assumed future benefit increases to participating eligible retirees.

Employer Contributions:

The school's contractually required contribution rate for the fiscal year ended June 30, 2017 was 0.83% of covered payroll, actuarially determined as an amount that, when combined with employee contributions, is expected to finance the costs of benefits earned by employees during the year, with an additional amount to finance any unfunded accrued liability. Contributions to the OPEB plan from the School were \$12,734 for the year ended June 30, 2017.

OPEB Liabilities, OPEB Expense, and Deferred Outflows of Resources and Deferred Inflows of Resources Related to OPEB

At June 30, 2018, the School reported a liability of \$257,000 for its proportionate share of the net OPEB liability. The net OPEB liability was measured as of June 30, 2017, and the total OPEB liability used to calculate the net OPEB liability was determined by rolling forward the System's total OPEB liability as of June 30, 2016 to June 30, 2017. The School's proportion of the net OPEB liability was calculated utilizing the employer's one-year reported covered payroll as it relates to the total one-year reported covered payroll. At June 30, 2018, the School's proportion was 1.26% percent, which was a decrease of .85% from its proportion measured as of June 30, 2017.

LINDLEY ACADEMY AT GENERAL DAVID B. BIRNEY CHARTER SCHOOL
NOTES TO FINANCIAL STATEMENTS
JUNE 30, 2018

NOTE 7 OPEB Liability (continued)

For the year ended June 30, 2018, the District recognized OPEB expense of \$(15,000). At June 30, 2018, the District reported deferred outflows of resources and deferred inflows of resources related to OPEB from the following sources:

	<u>Deferred Outflows of Resources</u>	<u>Deferred Inflows of Resources</u>
Differences between expected and actual experience	\$ -	\$ -
Net difference between projected and actual investment earnings	-	-
Changes in proportion	-	157,000
Changes of assumptions	-	12,000
Difference between employer contributions and proportionate share of total contributions	-	-
Contributions subsequent to the measurement date	<u>12,287</u>	<u>-</u>
	<u>\$ 12,287</u>	<u>\$ 169,000</u>

\$12,287 reported as deferred outflows of resources related to OPEB resulting from District contributions subsequent to the measurement date will be recognized as a reduction of the net OPEB liability in the year ended June 30, 2018. Other amounts reported as deferred outflows of resources and deferred inflows of resources related to OPEB will be recognized in OPEB expense as follows:

Years ending June 30,

2018	\$ (28,000)
2019	(28,000)
2020	(28,000)
2021	(28,000)
2022	(28,000)
Thereafter	<u>(28,000)</u>
	<u>\$ (168,000)</u>

LINDLEY ACADEMY AT GENERAL DAVID B. BIRNEY CHARTER SCHOOL
NOTES TO FINANCIAL STATEMENTS
JUNE 30, 2018

NOTE 7 OPEB Liability (continued)

Actuarial Assumptions

The Total OPEB Liability as of June 30, 2017, was determined by rolling forward the System's Total OPEB Liability as of June 30, 2016 to June 30, 2017 using the following actuarial assumptions, applied to all periods included in the measurement:

- Actuarial cost method - Entry Age Normal - level % of pay.
- Investment return - 3.13% - S&P 20 Year Municipal Bond Rate.
- Salary growth - Effective average of 5.00%, comprised of inflation of 2.75% and 2.25% for real wage growth and for merit or seniority increases.
- Premium Assistance reimbursement is capped at \$1,200 per year.
- Assumed Healthcare cost trends were applied to retirees with less than \$1,200 in premium assistance per year.
- Mortality rates were based on the RP-2014 Mortality Tables for Males and Females, adjusted to reflect PSERS' experience and projected using a modified version of the MP-2015 Mortality Improvement Scale.
- Participation rate:
 - Eligible retirees will elect to participate Pre age 65 at 50%
 - Eligible retirees will elect to participate Post age 65 at 70%

The following assumptions were used to determine the contribution rate:

- The results of the actuarial valuation as of June 30, 2015 determined the employer contribution rate for fiscal year 2017.
- Cost Method: Amount necessary to assure solvency of Premium Assistance through the third fiscal year after the valuation date.
- Asset valuation method: Market Value.
- Participation rate: 63% of eligible retirees are assumed to elect premium assistance
- Mortality rates and retirement ages were based on the RP-2000 Combined Healthy Annuitant Tables with age set back 3 for both males and females for healthy annuitants and for dependent beneficiaries. For disabled annuitants, the RP-2000 Combined Disabled Tables with age set back 7 years for males and 3 years for females for disabled annuitants. (A unisex table based on the RP-2000 Combined Healthy Annuitant Tables with age set back 3 years for both genders assuming the population consists of 25% males and 75% females is used to determine actuarial equivalent benefits.)

Investments consist primarily of short-term assets designed to protect the principal of the plan assets. The expected rate of return on OPEB plan investments was determined using the OPEB asset allocation policy and best estimates of geometric real rates of return for each asset class.

The OPEB plan's policy in regard to the allocation of invested plan assets is established and may be amended by the Board. Under the program, as defined in the retirement code employer contribution rates for Premium Assistance are established to provide reserves in the Health Insurance Account that are sufficient for the payment of Premium Assistance benefits for each succeeding year.

LINDLEY ACADEMY AT GENERAL DAVID B. BIRNEY CHARTER SCHOOL
NOTES TO FINANCIAL STATEMENTS
JUNE 30, 2018

NOTE 7 OPEB Liability (continued)

Asset Class	Target Allocation	Long-Term Expected Real Rate of Return
Cash	76.4%	0.6%
Fixed income	<u>23.6%</u>	1.5%
	<u>100%</u>	

The above was the Board’s adopted asset allocation policy and best estimates of geometric real rates of return for each major asset class as of June 30, 2017.

Discount rate

The discount rate used to measure the Total OPEB Liability was 3.13%. Under the plan’s funding policy, contributions are structured for short term funding of Premium Assistance. The funding policy sets contribution rates necessary to assure solvency of Premium Assistance through the third fiscal year after the actuarial valuation date. The Premium Assistance account is funded to establish reserves that are sufficient for the payment of Premium Assistance benefits for each succeeding year. Due to the short-term funding policy, the OPEB plan’s fiduciary net position was not projected to be sufficient to meet projected future benefit payments, therefore the plan is considered a “pay-as-you-go” plan. A discount rate of 3.13% which represents the S&P 20-year Municipal Bond Rate at June 30, 2017, was applied to all projected benefit payments to measure the total OPEB liability.

Sensitivity of the System Net OPEB Liability to Change in Healthcare Cost Trend Rates

Healthcare cost trends were applied to retirees receiving less than \$1,200 in annual Premium Assistance. As of June 30, 2017, retirees Premium Assistance benefits are not subject to future healthcare cost increases. The annual Premium Assistance reimbursement for qualifying retirees is capped at a maximum of \$1,200. As of June 30, 2016, 91,797 retirees were receiving the maximum amount allowed of \$1,200 per year. The actual number of retirees receiving less than the 1,200 per year cap is a small percentage of the total population and has a minimal impact on Healthcare Cost Trends as depicted below.

The following presents the System net OPEB liability for June 30, 2017, calculated using current Healthcare cost trends as well as what the System net OPEB liability would be if health cost trends were 1-percentage point lower or 1-percentage point higher than the current rate:

	Dollar Amounts in Thousands		
	1% Decrease	Current Trend Rate	1% Increase
System net OPEB liability	\$ 257,000	\$ 257,000	\$ 257,000

LINDLEY ACADEMY AT GENERAL DAVID B. BIRNEY CHARTER SCHOOL
NOTES TO FINANCIAL STATEMENTS
JUNE 30, 2018

NOTE 7 OPEB Liability (continued)

Sensitivity of the School's Proportionate Share of the Net OPEB Liability to Changes in the Discount Rate

The following presents the net OPEB liability, calculated using the discount rate of 3.13%, as well as what the net OPEB liability would be if it were calculated using a discount rate that is 1-percentage point lower (2.13%) or 1-percentage-point higher (4.13%) than the current rate:

		Current		
	1% Decrease	Discount Rate	1% Increase	
	<u>2.13%</u>	<u>3.13%</u>	<u>4.13%</u>	
School's proportionate share of the net OPEB liability	\$ 292,000	\$ 257,000	\$ 228,000	

OPEB Plan Fiduciary Net Position

Detailed information about PSERS' fiduciary net position is available in PSERS Comprehensive Annual Financial Report which can be found on the System's website at www.psers.pa.gov.

NOTE 8 GRANT CONTINGENCIES

Grants received are subject to audit and adjustment by grantor agencies. Any disallowed claims, including amounts already collected, may constitute a liability of the applicable funds. The amount, if any, of expenditures that may be disallowed by the grantor cannot be determined at this time, although the School expects such amounts, if any, to be immaterial.

NOTE 9 FUND BALANCE DESIGNATIONS

A fund balance designation is used to indicate that a portion of the total fund balance is not appropriate for expenditures because some underlying assets are not available financial resources or are legally segregated for specific future uses. As of June 30, 2018, the Board of Trustees has established fund balance designations as follows:

		Governmental		
		<u>Funds</u>		
Fund Balances:				
Nonspendable	\$	91,984		
Growth		-		
Working Capital contingency		-		
Assigned		-		
Unassigned		<u>1,221,159</u>		
Total fund balances:	\$	<u>1,313,143</u>		

LINDLEY ACADEMY AT GENERAL DAVID B. BIRNEY CHARTER SCHOOL
NOTES TO FINANCIAL STATEMENTS
JUNE 30, 2018

NOTE 10 LITIGATION

The School is, from time to time, involved in claims and lawsuits incidental to its operations. In the opinion of the administration and legal counsel, at this time, the ultimate resolution of these matters will not have an adverse effect on the financial position of the School.

NOTE 11 CHANGE IN ACCOUNTING PRINCIPLE

During the current year the School implemented GASB Statement No. 75 *Accounting and Financial Reporting for Postemployment Benefits other than Pensions – an amendment of GASB Statement No. 45* and GASB Statement No. 74. This statement changes the accounting for other postemployment benefits by recording the School's portion of net other postemployment benefits liability and deferred inflows and outflows related to other postemployment benefits. As a result of implementing this statement, a prior period adjustment is required for the beginning net other postemployment benefits liability. The effect is a reduction in the net position of governmental activities of \$454,000.

Beginning net position (deficit) as previously reported at June 30, 2017	<u>\$ (13,532,926)</u>
Prior period adjustment - Implementation of GASB 75:	
Net other postemployment benefits liability	<u>(454,000)</u>
Total prior period adjustment	<u>(454,000)</u>
Net position (deficit), as restated, July 1, 2017	<u>\$ (13,986,926)</u>

NOTE 12 SUBSEQUENT EVENTS

The School has evaluated all events and transactions that have occurred after June 30, 2018 (the financial statement date) through December 12, 2018 the date that the financial statements were available to be issued. The School did not have any material recognizable subsequent events that would require adjustment to, or disclosure in the financial statements:

REQUIRED SUPPLEMENTARY INFORMATION

LINDLEY ACADEMY AT GENERAL DAVID B. BIRNEY CHARTER SCHOOL
STATEMENT OF REVENUES, EXPENDITURES AND CHANGES IN FUND BALANCE
- BUDGET AND ACTUAL (BUDGETARY BASIS) - (UNAUDITED)
GENERAL FUND
YEAR ENDED JUNE 30, 2018

	Budgeted Amounts		Actual	Variance
	Original	Final		with Final Budget
REVENUES				
Local educational agencies	\$ 7,750,500	\$ 7,750,500	\$ 8,891,991	\$ 1,141,491
Other sources	5,000	5,000	266,271	261,271
State sources	10,000	10,000	66,271	56,271
Federal sources	654,397	654,397	788,856	134,459
TOTAL REVENUES	<u>8,419,897</u>	<u>8,419,897</u>	<u>10,013,389</u>	<u>1,593,492</u>
EXPENDITURES				
Instructional	4,757,579	4,757,579	4,634,214	(123,365)
Support services	3,500,463	3,500,463	3,074,302	(426,161)
Non-instructional services	74,330	74,330	673,642	599,312
TOTAL EXPENDITURES	<u>8,332,372</u>	<u>8,332,372</u>	<u>8,382,158</u>	<u>49,786</u>
NET CHANGE IN FUND BALANCE	<u>87,525</u>	<u>87,525</u>	<u>1,631,231</u>	<u>1,543,706</u>
FUND BALANCE				
Fund balance (deficit) - beginning	<u>(318,088)</u>	<u>(318,088)</u>	<u>(318,088)</u>	<u>-</u>
FUND BALANCE (DEFICIT)				
- ENDING	<u>\$ (230,563)</u>	<u>\$ (230,563)</u>	<u>\$ 1,313,143</u>	<u>\$ 1,543,706</u>

**LINDLEY ACADEMY AT GENERAL DAVID B. BIRNEY CHARTER SCHOOL
SCHEDULE OF THE SCHOOL'S PROPORTIONATE SHARE OF THE
NET PENSION LIABILITY - PSERS**

Last 10 Fiscal Years*

	<u>June 30, 2018</u>	<u>June 30, 2017</u>	<u>June 30, 2016</u>	<u>June 30, 2015</u>	<u>June 30, 2014</u>
School's proportion of the net pension liability	0.0126%	0.0211%	0.0303%	0.0291%	0.0402%
School's proportionate share of the net pension liability	\$ 6,223,000	\$ 10,456,000	\$ 13,125,000	\$ 11,518,000	\$ 16,457,000
School's covered-employee payroll	\$ 1,673,721	\$ 2,738,941	\$ 3,894,394	\$ 3,718,337	\$ 5,161,666
School's proportionate share of the net pension liability as a percentage of its covered employee payroll	371.81%	381.75%	337.02%	309.76%	318.83%
Plan fiduciary net position as a percentage of the total plan liability	51.84%	50.14%	45.64%	57.24%	54.49%

Amounts were determined as of the cost-sharing plan's June 30, 2017 fiscal year.

* This schedule is presented to illustrate the requirement to show information for 10 years. However, until a full 10-year trend is complete, available information is presented.

**LINDLEY ACADEMY AT GENERAL DAVID B. BIRNEY CHARTER SCHOOL
SCHEDULE OF THE SCHOOL'S PENSION CONTRIBUTIONS - PSERS**

Last 10 Fiscal Years*

	<u>June 30, 2018</u>	<u>June 30, 2017</u>	<u>June 30, 2016</u>	<u>June 30, 2015</u>
Contractually required contribution	\$ 469,885	\$ 448,004	\$ 694,545	\$ 763,000
Contributions in relation to the contractually required contribution	\$ (469,885)	\$ (448,004)	\$ (694,545)	\$ (763,000)
Contribution deficiency (excess)	\$ -	\$ -	\$ -	\$ -
School's covered-employee payroll	\$ 1,673,721	\$ 2,738,941	\$ 3,894,394	\$ 3,718,337
Contributions as a percentage of covered-employee payroll	28.07%	16.36%	17.83%	20.52%

Amounts were determined as of the cost-sharing plan's June 30, 2017 fiscal year.

* This schedule is presented to illustrate the requirement to show information for 10 years.
However, until a full 10-year trend is complete, available information is presented.

**LINDLEY ACADEMY AT GENERAL DAVID B. BIRNEY CHARTER SCHOOL
 SCHEDULE OF THE SCHOOL'S PROPORTIONATE SHARE OF THE
 NET OTHER POSTEMPLOYMENT BENEFITS (OPEB) LIABILITY - PSERS**

Last 10 Fiscal Years*

	<u>June 30, 2018</u>	<u>June 30, 2017</u>
School's proportion of the net OPEB liability	0.0126%	0.0211%
School's proportionate share of the net OPEB liability	\$ 257,000	\$ 454,000
School's covered-employee payroll	\$ 1,673,721	\$ 2,738,941
School's proportionate share of the net OPEB liability as a percentage of its covered employee payroll	15.36%	16.58%
Plan fiduciary net position as a percentage of the total plan liability	51.84%	50.14%

Amounts were determined as of the cost-sharing plan's June 30, 2017 fiscal year.

* This schedule is presented to illustrate the requirement to show information for 10 years.
 However, until a full 10-year trend is complete, available information is presented.

**LINDLEY ACADEMY AT GENERAL DAVID B. BIRNEY CHARTER SCHOOL
SCHEDULE OF THE SCHOOL'S OTHER POSTEMPLOYMENT BENEFITS (OPEB)
CONTRIBUTIONS - PSERS**

Last 10 Fiscal Years*

	<u>June 30, 2018</u>	<u>June 30, 2017</u>
Contractually required contribution	\$ 12,287	\$ 12,734
Contributions in relation to the contractually required contribution	\$ (12,287)	\$ (12,734)
Contribution deficiency (excess)	\$ -	\$ -
School's covered-employee payroll	\$ 1,673,721	\$ 2,738,941
Contributions as a percentage of covered-employee payroll	0.73%	0.46%

Amounts were determined as of the cost-sharing plan's June 30, 2018 fiscal year.

* This schedule is presented to illustrate the requirement to show information for 10 years.
However, until a full 10-year trend is complete, available information is presented.

UNIFORM GUIDANCE REQUIREMENTS

LINDLEY ACADEMY AT GENERAL DAVID B. BIRNEY CHARTER SCHOOL
SCHEDULE OF EXPENDITURES OF FEDERAL AWARDS
YEAR ENDED JUNE 30, 2018

Grantor Program Title	Federal CFDA Number	Pass-Through Grantor's Number	June 30, 2017 Accounts Receivable	Receipts	Expenditures	June 30, 2018 Accounts Receivable
U.S. DEPARTMENT OF EDUCATION						
PASS-THROUGH						
PENNSYLVANIA DEPARTMENT OF EDUCATION						
Title I Grants to LEAs	84.010	013-181111	\$ 112,757	\$ 533,620	\$ 627,913	\$ 207,050
Title II State Grants Improving Teacher Quality	84.367	020-181111	7,972	44,931	55,291	18,332
Title IV Grants to LEAs	84.424	144-181111	-	9,481	14,222	4,741
			<u>120,729</u>	<u>588,032</u>	<u>697,426</u>	<u>230,123</u>
PASS-THROUGH						
SCHOOL DISTRICT OF PHILADELPHIA IDEA PART B						
Idea Part B	84.027	N/A	<u>68,592</u>	<u>160,023</u>	<u>91,431</u>	<u>-</u>
U.S. DEPARTMENT OF AGRICULTURE						
PASS-THROUGH						
PENNSYLVANIA DEPARTMENT OF EDUCATION						
National School Lunch Program	10.555	362	52,821	380,698	390,074	62,197
School Breakfast Program	10.553	367	29,435	179,020	176,542	26,957
Child and Adult Care Food Program	10.569	N/A	-	9,030	9,030	-
			<u>82,256</u>	<u>568,748</u>	<u>575,646</u>	<u>89,154</u>
TOTAL FEDERAL AWARDS AND ASSISTANCE			<u>\$ 271,577</u>	<u>\$ 1,316,803</u>	<u>\$ 1,364,503</u>	<u>\$ 319,277</u>

See notes to schedule of expenditures of federal awards.

**LINDLEY ACADEMY AT GENERAL DAVID B. BIRNEY CHARTER SCHOOL
NOTES TO SCHEDULE OF EXPENDITURES OF FEDERAL AWARDS
JUNE 30, 2018**

1. Basis of Presentation

The accompanying Schedule of Expenditures of Federal Awards (the Schedule) includes the federal award activity of Lindley Academy at General David B. Birney Charter School under programs of the federal government for the year ended June 30, 2018. The information in this Schedule is presented in accordance with the requirements of Title 2 U.S. *Code of Federal Regulations* Part 200, *Uniform Administrative Requirements, Cost Principles, and Audit Requirements for Federal Awards* (Uniform Guidance). Because the schedule presents only a selected portion of the operations of Lindley Academy at General David B. Birney Charter School, it is not intended to and does not present the financial position, change in net position, or cash flows of Lindley Academy at General David B. Birney Charter School.


2. Summary of Significant Accounting Policies

Expenditures reported on the Schedule are reported on the accrual basis of accounting. Such expenditures are recognized following the cost principles contained in the Uniform Guidance, wherein certain types of expenditures are not allowable or are limited as to reimbursement.

Pass-through entity identifying numbers are presented where available.

3. Indirect Cost Rate

Lindley Academy at General David B. Birney Charter School has elected not to use the 10% de minimus indirect cost rate allowed under the Uniform Guidance.



**INDEPENDENT AUDITORS' REPORT ON
INTERNAL CONTROL OVER FINANCIAL REPORTING
AND ON COMPLIANCE AND OTHER MATTERS BASED ON AN AUDIT OF
FINANCIAL STATEMENTS PERFORMED IN ACCORDANCE
WITH *GOVERNMENT AUDITING STANDARDS***

To the Board of Trustees
Lindley Academy at General David B. Birney Charter School
Philadelphia, Pennsylvania

We have audited, in accordance with the auditing standards generally accepted in the United States of America and the standards applicable to financial audits contained in Government Auditing Standards issued by the Comptroller General of the United States, the financial statements of the governmental activities, the business-type activities, each major fund, and the aggregate remaining fund information of Lindley Academy at General David B. Birney Charter School, as of and for the year ended June 30, 2018, and the related notes to the financial statements, which collectively comprise the School's basic financial statements, and have issued our report thereon dated December 12, 2018.

Internal Control over Financial Reporting

In planning and performing our audit of the financial statements, we considered Lindley Academy at General David B. Birney Charter School's internal control over financial reporting (internal control) to determine the audit procedures that are appropriate in the circumstances for the purpose of expressing our opinions on the financial statements, but not for the purpose of expressing an opinion on the effectiveness of the School's internal control. Accordingly, we do not express an opinion on the effectiveness of the School's internal control.

A deficiency in internal control exists when the design or operation of a control does not allow management or employees, in the normal course of performing their assigned functions, to prevent, or detect and correct, misstatements on a timely basis. A *material weakness* is a deficiency, or a combination of deficiencies, in internal control, such that there is a reasonable possibility that a material misstatement of the entity's financial statements will not be prevented, or detected and corrected on a timely basis. A *significant deficiency* is a deficiency, or a combination of deficiencies, in internal control that is less severe than a material weakness, yet important enough to merit attention by those charged with governance.

Our consideration of internal control was for the limited purpose described in the first paragraph of this section and was not designed to identify all deficiencies in internal control that might be material weaknesses or, significant deficiencies. Given these limitations, during our audit we did not identify any deficiencies in internal control that we consider to be material weaknesses. However, material weaknesses may exist that have not been identified.

Compliance and Other Matters

As part of obtaining reasonable assurance about whether Lindley Academy at General David B. Birney Charter School's financial statements are free from material misstatement, we performed tests of its compliance with certain provisions of laws, regulations, contracts, and grant agreements, noncompliance with which could have a direct and material effect on the determination of financial statement amounts. However, providing an opinion on compliance with those provisions was not an objective of our audit, and accordingly, we do not express such an opinion. The results of our tests disclosed no instances of noncompliance or other matters that are required to be reported under *Government Auditing Standards*.


Purpose of this Report

The purpose of this report is solely to describe the scope of our testing of internal control and compliance and the results of that testing, and not to provide an opinion on the effectiveness of the entity's internal control or on compliance. This report is an integral part of an audit performed in accordance with *Government Auditing Standards* in considering the entity's internal control and compliance. Accordingly, this communication is not suitable for any other purpose.

At. Clair CPA3, P.C.

Certified Public Accountants

Merchantville, New Jersey
December 12, 2018



**INDEPENDENT AUDITORS' REPORT ON COMPLIANCE FOR EACH MAJOR PROGRAM AND ON
INTERNAL CONTROL OVER COMPLIANCE REQUIRED BY
THE UNIFORM GUIDANCE**

To the Board of Trustees
Lindley Academy at General David B. Birney Charter School
Philadelphia, Pennsylvania

Report on Compliance for Each Major Federal Program

We have audited Lindley Academy at General David B. Birney Charter School's compliance with the types of compliance requirements described in the *OMB Compliance Supplement* that could have a direct and material effect on each of the School's major federal programs for the year ended June 30, 2018. The School's major federal programs are identified in the summary of auditor's results section of the accompanying schedule of findings and questioned costs.

Management's Responsibility

Management is responsible for compliance with federal statutes, regulations, and the terms and conditions of its federal awards applicable to its federal programs.

Auditor's Responsibility

Our responsibility is to express an opinion on compliance for each of the School's major federal programs based on our audit of the types of compliance requirements referred to above. We conducted our audit of compliance in accordance with auditing standards generally accepted in the United States of America; the standards applicable to financial audits contained in *Government Auditing Standards*, issued by the Comptroller General of the United States; and the audit requirements of Title 2 U.S. *Code of Federal Regulations* Part 200, *Uniform Administrative Requirements, Cost Principles, and Audit Requirements for Federal Awards* (Uniform Guidance). Those standards and the Uniform Guidance require that we plan and perform the audit to obtain reasonable assurance about whether noncompliance with the types of compliance requirements referred to above that could have a direct and material effect on a major federal program occurred. An audit includes examining, on a test basis, evidence about Lindley Academy at General David B. Birney Charter School's compliance with those requirements and performing such other procedures as we considered necessary in the circumstances.

We believe that our audit provides a reasonable basis for our opinion on compliance for each major federal program. However, our audit does not provide a legal determination of the School's compliance.

Opinion on Each Major Federal Program

In our opinion, Lindley Academy at General David B. Birney Charter School, complied, in all material respects, with the types of compliance requirements referred to above that could have a direct and material effect on each of its major federal programs for the year ended June 30, 2018.

Report on Internal Control over Compliance

Management of Lindley Academy at General David B. Birney Charter School is responsible for establishing and maintaining effective internal control over compliance with the types of compliance requirements referred to above. In planning and performing our audit of compliance, we considered the School's internal control over compliance with the types of requirements that could have a direct and material effect on each major federal program to determine the auditing procedures that are appropriate in the circumstances for the purpose of expressing an opinion on compliance for each major federal program and to test and report on internal control over compliance in accordance with the Uniform Guidance, but not for the purpose of expressing an opinion on the effectiveness of internal control over compliance. Accordingly, we do not express an opinion on the effectiveness of Lindley Academy at General David B. Birney Charter School's internal control over compliance.

A deficiency in internal control over compliance exists when the design or operation of a control over compliance does not allow management or employees, in the normal course of performing their assigned functions, to prevent, or detect and correct, noncompliance with a type of compliance requirement of a federal program on a timely basis. *A material weakness in internal control over compliance* is a deficiency, or combination of deficiencies, in internal control over compliance, such that there is a reasonable possibility that material noncompliance with a type of compliance requirement of a federal program will not be prevented, or detected and corrected, on a timely basis. *A significant deficiency in internal control over compliance* is a deficiency, or a combination of deficiencies, in internal control over compliance with a type of compliance requirement of a federal program that is less severe than a material weakness in internal control over compliance, yet important enough to merit attention by those charged with governance.

Our consideration of internal control over compliance was for the limited purpose described in the first paragraph of this section and was not designed to identify all deficiencies in internal control over compliance that might be material weaknesses or significant deficiencies. We did not identify any deficiencies in internal control over compliance that we consider to be material weaknesses. However, material weaknesses may exist that have not been identified.

The purpose of this report on internal control over compliance is solely to describe the scope of our testing of internal control over compliance and the results of that testing based on the requirements of the Uniform Guidance. Accordingly, this report is not suitable for any other purpose.

At. Clair CPAs, P.C.

Certified Public Accountants

Merchantville, New Jersey
December 12, 2018

**LINDLEY ACADEMY AT GENERAL DAVID B. BIRNEY CHARTER SCHOOL
SCHEDULE OF FINDINGS AND QUESTIONED COSTS
YEAR ENDED JUNE 30, 2018**

SUMMARY OF AUDITORS' RESULTS

1. The auditors' report expresses an unmodified opinion on whether the financial statements of Lindley Academy at General David B. Birney Charter School (the School) were prepared in accordance with GAAP.
2. No significant deficiencies relating to the audit of the financial statements are reported in the Report on Internal Control over Financial Reporting and on Compliance and other Matters Based on an Audit of Financial Statements Performed in Accordance with *Government Auditing Standards*. No material weaknesses are reported.
3. No instances of noncompliance material to the financial statements of the School were disclosed during the audit.
4. No significant deficiencies in internal control over major federal awards programs disclosed during the audit are reported in the Report on Compliance for Each Major Program and Report on Internal Control over Compliance requirements for Federal awards required by Title 2 U.S. *Code of Federal Regulations Part 200, Uniform Administrative Requirements, Cost Principles, and Audit Requirements for Federal Awards* (Uniform Guidance). No material weaknesses are reported.
5. The auditors' report on compliance for major federal award programs for the School expresses an unmodified opinion on all major federal programs.
6. Audit findings that are required to be reported in accordance with 2 CFR section 200.516(a) of the Uniform Guidance are reported in this schedule.
7. The program tested as a major program is Title I Grants to LEAs, CFDA #84.010.
8. The threshold for distinguishing types A and B programs was \$750,000.
9. Lindley Academy at General David B. Birney Charter School is a low-risk auditee.

FINDINGS - FINANCIAL STATEMENT AUDIT

None

FINDINGS AND QUESTIONED COSTS – MAJOR FEDERAL AWARD PROGRAMS AUDIT

None

**LINDLEY ACADEMY AT GENERAL DAVID B. BIRNEY CHARTER SCHOOL
SUMMARY SCHEDULE OF PRIOR AUDIT FINDINGS AND QUESTIONED COSTS
YEAR ENDED JUNE 30, 2018**

FINDINGS - FINANCIAL STATEMENT AUDIT

None

FINDINGS AND QUESTIONED COSTS – MAJOR FEDERAL AWARD PROGRAMS AUDIT

None