





Free and Reduced Lunch for 2012-13

	TOTAL ENROLLMENT	FREE ELIGIBLE	REDUCED ELIGIBLE	% FREE ENROLLMENT	% REDUCED ENROLLMENT	% FREE/REDUCED ENROLLMENT
	2,430	1,949	164	80.2%	6.7%	87.0%
	730	579	58	79.3%	7.9%	87.3%
	800	672	2	84.0%	0.3%	84.3%
	900	698	104	77.6%	11.6%	89.1%